

6th June 2018

Mr Steve Farrell
Clerk to the Rural Economy and Connectivity Committee

By email to: rec.committee@parliament.scot – for distribution to Members

Dear Mr Farrell

Salmon Farming Sea Lice Data

I wrote to MSPs on 30th April to provide the first industry-wide farm by farm sea lice data – a commitment to transparency by the whole of the Scottish salmon farming industry to provide data through the SSPO.

Our data collection is ongoing and we expect to publish new data on our website every month. February's farm level data will appear on our website this week, though given the ongoing interest in sea lice levels, I thought that you would wish to see the latest data directly. The attached paper sets it out. I would be grateful if you would share this new data with MSPs on the REC Committee.

The health and welfare of farmed salmon is of paramount importance to the industry and the industry is working hard to keep lice levels as low as possible. You will see from the attached **that the overall industry lice average for February 2018 was 0.37 adult female lice per salmon**. This is the lowest February figure since we began making detailed reports on sea lice in 2013. The latest data continues to show improvement in lice management in the industry and the underlying trend for lice remains downwards.


Sea lice naturally occur in the marine environment. Farmed salmon are sea lice free when they are put into Scottish seawater and lochs. The occurrence of lice on farmed salmon is a complex issue and the industry therefore adopts a sophisticated approach to sea lice management.

This approach aims to use a wide and continually evolving suite of management options that can be used collectively to increase salmon farmers ability to manage fish health, and specifically sea lice. The latest additions to this strategy includes the use of cleaner fish such as wrasse and lumpfish which pick off and eat any lice on our farmed salmon. Additional options include technology to physically remove lice, such as thermolicers and hydrolicers. It is industry investment in strategies such as these that are helping lice levels continue on their downward trend.

In addition to this new farm-level reporting of lice, the SSPO has been publishing comprehensive information on lice management, including lice numbers on a regional basis, at quarterly intervals for over five years.

I hope you find this new information useful and do not hesitate to get in touch if you have any questions on the attached. Similarly, should any REC Committee member have questions or comments, I'd be happy to address them.

Yours sincerely,



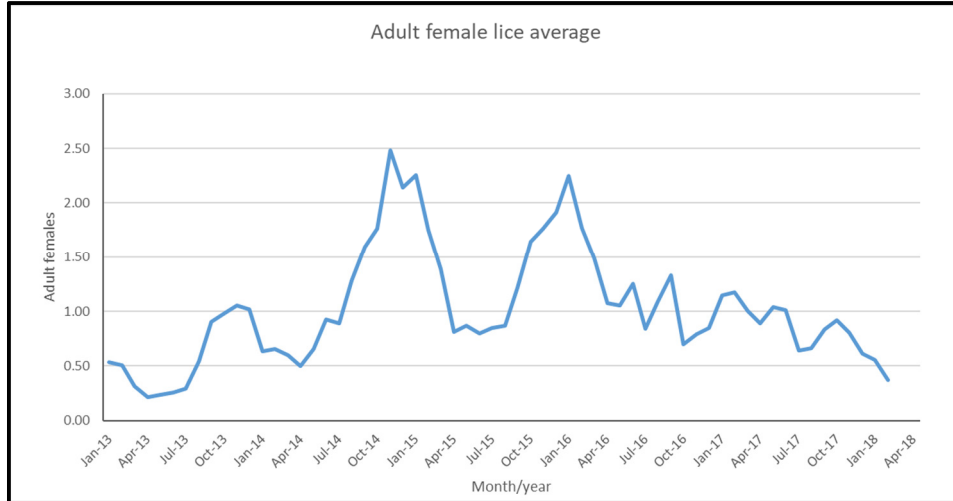
Julie Hesketh-Laird
CEO, Scottish Salmon Producers Organisation

February 2018 lice averages

The overall industry lice average for February 2018 was **0.37** adult females

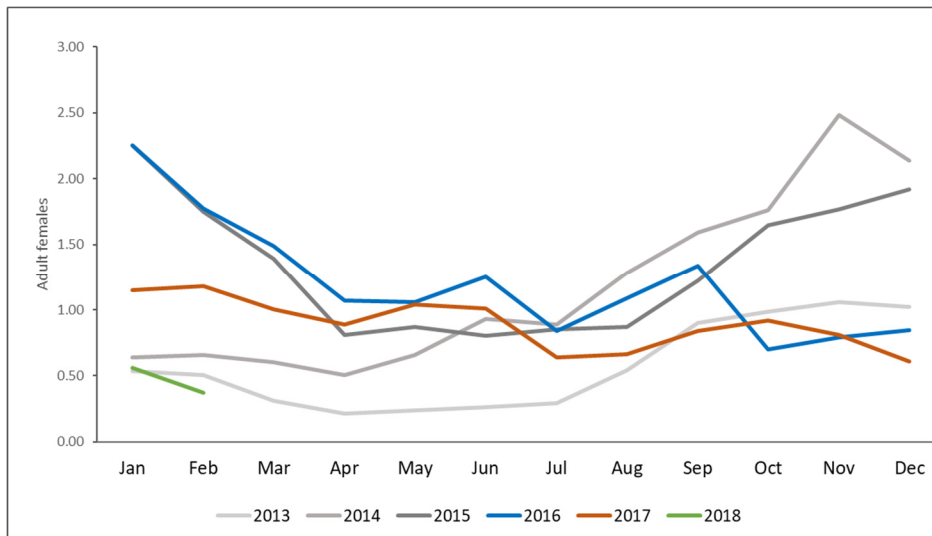
This has been plotted on trend graphs below:

Continuous data since 2013



Each year overlaid on one another

The most recent data, covering 2018, is in green.



Summary notes:

- The overall picture is one of continuing improvement in lice management
- Data for Feb. 2018 shows a continuing downward trend for lice. This downwards trend has, broadly, been ongoing since Jan. 2016 (i.e. 2 years)
- Feb. 2018 recorded the lowest February lice average since detailed reports were first published in 2013
- Lice levels are the lowest they have been since Jul. 2013.

February 2018

Company	Farm	Adult female lice (Average per fish)
Cooke Aquaculture (Scotland)	Balta Isle	0.07
Cooke Aquaculture (Scotland)	Bastaness	0.40
Cooke Aquaculture (Scotland)	Bay of Cleat (North)	0.00
Cooke Aquaculture (Scotland)	Bay of Ham	Farm stocked in Feb.
Cooke Aquaculture (Scotland)	Bay of Vady	0.00
Cooke Aquaculture (Scotland)	Bow of Hascosay	0.95
Cooke Aquaculture (Scotland)	Burkwell	1.07
Cooke Aquaculture (Scotland)	Burrastow	0.00
Cooke Aquaculture (Scotland)	Carness Bay	0.00
Cooke Aquaculture (Scotland)	Chalmers Hope	0.00
Cooke Aquaculture (Scotland)	Cloudin	0.01
Cooke Aquaculture (Scotland)	Djubawick	0.88
Cooke Aquaculture (Scotland)	Fara West	0.00
Cooke Aquaculture (Scotland)	Flaeshins	Farm fallowed in Feb.
Cooke Aquaculture (Scotland)	Hogan	Fallow
Cooke Aquaculture (Scotland)	Kirk Noust	Fallow
Cooke Aquaculture (Scotland)	Kirkabister	Fallow
Cooke Aquaculture (Scotland)	Lyrawa Bay	0.00
Cooke Aquaculture (Scotland)	Meil Bay	Farm stocked in Feb.
Cooke Aquaculture (Scotland)	Ness of Copister	0.23
Cooke Aquaculture (Scotland)	North Sandwick	1.81
Cooke Aquaculture (Scotland)	Ouseness	0.00
Cooke Aquaculture (Scotland)	Pegal Bay	0.00
Cooke Aquaculture (Scotland)	Quanterness	0.00
Cooke Aquaculture (Scotland)	South Cava	0.00
Cooke Aquaculture (Scotland)	Staid of Aithness	Fallow
Cooke Aquaculture (Scotland)	Turness	3.08
Cooke Aquaculture (Scotland)	Uyea Isle	1.84
Cooke Aquaculture (Scotland)	Vee Taing	Fallow
Cooke Aquaculture (Scotland)	Vestness	Fallow
Cooke Aquaculture (Scotland)	Wick of Belmont	0.00
Cooke Aquaculture (Scotland)	Wick of Vatsetter	1.96
Cooke Aquaculture (Scotland)	Winna Ness	2.40
Grieg Seafood Shetland Ltd	Bomlo	0.98
Grieg Seafood Shetland Ltd	ColedEEP	Fallow
Grieg Seafood Shetland Ltd	Corlarach	0.05
Grieg Seafood Shetland Ltd	E Papa	Fallow
Grieg Seafood Shetland Ltd	East of Papa Little	Fallow
Grieg Seafood Shetland Ltd	Foraness	Fallow
Grieg Seafood Shetland Ltd	Gob na Hoe	Fallow
Grieg Seafood Shetland Ltd	Hamnavoe	Fallow
Grieg Seafood Shetland Ltd	Langa	0.00
Grieg Seafood Shetland Ltd	Leinish	0.01
Grieg Seafood Shetland Ltd	North Havra	Fallow
Grieg Seafood Shetland Ltd	North Papa	0.02
Grieg Seafood Shetland Ltd	North Voe	Farm fallowed in Feb.

Grieg Seafood Shetland Ltd	Poseidon	0.96
Grieg Seafood Shetland Ltd	Railsbrough	Fallow
Grieg Seafood Shetland Ltd	Score Holms	0.04
Grieg Seafood Shetland Ltd	Setter	0.04
Grieg Seafood Shetland Ltd	Snizort East	0.76
Grieg Seafood Shetland Ltd	South of Linga	0.46
Grieg Seafood Shetland Ltd	Spoose Holm	Fallow
Grieg Seafood Shetland Ltd	Swining 3	1.99
Grieg Seafood Shetland Ltd	West of Burwick	0.00
Hendrix Genetics	Ormsary	1.2 (Farm fallowed in Feb.)
Loch Duart Ltd	Badcall	No count - Harvesting
Loch Duart Ltd	Calbha Bay	0.02
Loch Duart Ltd	Drumbeg	0.07
Loch Duart Ltd	Loch a Chairn Bhain	0.00
Loch Duart Ltd	Loch Carnan	Fallow
Loch Duart Ltd	Loch Laxford	No count - Harvesting
Loch Duart Ltd	Lochmaddy	0.02
Loch Duart Ltd	Oldany	Fallow
Loch Duart Ltd	Outer Bay	0.01
Loch Duart Ltd	Sound of Harris	Fallow
Marine Harvest (Scotland) Ltd	Ardintoul	0.13
Marine Harvest (Scotland) Ltd	Ardnish	Fallow
Marine Harvest (Scotland) Ltd	Bagh Dail Nan Cean	Farm fallowed in Feb.
Marine Harvest (Scotland) Ltd	Boisdale (An Camus)	Fallow
Marine Harvest (Scotland) Ltd	Cairidh	0.00
Marine Harvest (Scotland) Ltd	Camas Glas	1.22
Marine Harvest (Scotland) Ltd	Caolas a Deas East	0.24
Marine Harvest (Scotland) Ltd	Caolas a Deas West	0.53
Marine Harvest (Scotland) Ltd	Carradale	0.01
Marine Harvest (Scotland) Ltd	Carradale North	0.00
Marine Harvest (Scotland) Ltd	Colonsay	1.13
Marine Harvest (Scotland) Ltd	Duich	0.43
Marine Harvest (Scotland) Ltd	Glencripesdale	Fallow
Marine Harvest (Scotland) Ltd	Gorsten	0.00
Marine Harvest (Scotland) Ltd	Greshornish	2.12
Marine Harvest (Scotland) Ltd	Grey Horse Channel	0.01
Marine Harvest (Scotland) Ltd	Groatay	0.02
Marine Harvest (Scotland) Ltd	Harport	0.00
Marine Harvest (Scotland) Ltd	Hellisay	Fallow
Marine Harvest (Scotland) Ltd	Invasion Bay	2.57
Marine Harvest (Scotland) Ltd	Isle Ewe	0.02
Marine Harvest (Scotland) Ltd	Kingairloch	Fallow
Marine Harvest (Scotland) Ltd	Leven	0.00
Marine Harvest (Scotland) Ltd	Linnhe	Farm stocked in Feb.
Marine Harvest (Scotland) Ltd	Loch Alsh	0.46
Marine Harvest (Scotland) Ltd	Loch Hourn	Fallow
Marine Harvest (Scotland) Ltd	Macleans Nose	1.03
Marine Harvest (Scotland) Ltd	Maol Ban	0.00
Marine Harvest (Scotland) Ltd	Marulaig Bay	0.01
Marine Harvest (Scotland) Ltd	Muck	2.16

Marine Harvest (Scotland) Ltd	North Shore	2.76
Marine Harvest (Scotland) Ltd	North Shore East	2.73
Marine Harvest (Scotland) Ltd	Noster	1.84
Marine Harvest (Scotland) Ltd	Ornish	0.08
Marine Harvest (Scotland) Ltd	Poll Na Gille	0.61
Marine Harvest (Scotland) Ltd	Port Na Cro	Fallow
Marine Harvest (Scotland) Ltd	Raineach	0.70
Marine Harvest (Scotland) Ltd	Sconser	Fallow
Marine Harvest (Scotland) Ltd	Scotasay	0.45
Marine Harvest (Scotland) Ltd	Seaforth	2.10
Marine Harvest (Scotland) Ltd	Soay	0.02
Marine Harvest (Scotland) Ltd	South West Shuna	0.29
Marine Harvest (Scotland) Ltd	Stulaigh	0.01
Marine Harvest (Scotland) Ltd	Tabhaigh	Fallow
Marine Harvest (Scotland) Ltd	Torridon	0.00
Scottish Salmon Company Ltd	Aird	0.00
Scottish Salmon Company Ltd	Ardcastle Bay	0.00
Scottish Salmon Company Ltd	Ardgadden	0.00
Scottish Salmon Company Ltd	Ardyne	0.30
Scottish Salmon Company Ltd	Druimyeon Bay	2.30
Scottish Salmon Company Ltd	East Tarbert Bay	Fallow
Scottish Salmon Company Ltd	Eport Outer	0.04
Scottish Salmon Company Ltd	Eughlam	Fallow
Scottish Salmon Company Ltd	Furnace Quarry	Fallow
Scottish Salmon Company Ltd	Geasgill	2.32
Scottish Salmon Company Ltd	Glenan Bay	0.01
Scottish Salmon Company Ltd	Gob a Bharra	0.00
Scottish Salmon Company Ltd	Gometra	0.71
Scottish Salmon Company Ltd	Gousam	Fallow
Scottish Salmon Company Ltd	Gravir Outer	No count - Harvesting
Scottish Salmon Company Ltd	Greanamul	Fallow
Scottish Salmon Company Ltd	Grimsay	Fallow
Scottish Salmon Company Ltd	Inch Kenneth	Farm stocked in Feb.
Scottish Salmon Company Ltd	Kenmore	0.01
Scottish Salmon Company Ltd	Lamlash	Farm stocked in Feb.
Scottish Salmon Company Ltd	Loch Tuath	Fallow
Scottish Salmon Company Ltd	Maragay Mor	0.00
Scottish Salmon Company Ltd	Meall Mhor	0.00
Scottish Salmon Company Ltd	Petersport North	Fallow
Scottish Salmon Company Ltd	Petersport South	Fallow
Scottish Salmon Company Ltd	Plocrapool	0.21
Scottish Salmon Company Ltd	Portree	1.80
Scottish Salmon Company Ltd	Quarry Point	0.01
Scottish Salmon Company Ltd	Reibinish	0.13
Scottish Salmon Company Ltd	Rubha Stillaig	0.08
Scottish Salmon Company Ltd	Scadabay	Fallow
Scottish Salmon Company Ltd	Sgeir Dughall	Fallow
Scottish Salmon Company Ltd	Sgian Dubh	0.35
Scottish Salmon Company Ltd	Stockinish	Fallow
Scottish Salmon Company Ltd	Strome	Farm stocked in Feb.

Scottish Salmon Company Ltd	Strondoir Bay	0.00
Scottish Salmon Company Ltd	Strone	0.16
Scottish Salmon Company Ltd	Taranaish	0.12
Scottish Salmon Company Ltd	Tarbert South	0.01
Scottish Salmon Company Ltd	Treanay	0.43
Scottish Salmon Company Ltd	Trilleachan Mor	3.07
Scottish Salmon Company Ltd	Uiskevagh	Fallow
Scottish Salmon Company Ltd	Vacasay	0.29
Scottish Salmon Company Ltd	Vuia	0.68
Scottish Salmon Company Ltd	Vuia Beag	0.25
Scottish Salmon Company Ltd	Vuia Mor	0.29
Scottish Sea Farms Ltd	Bight of Bellister	2.36
Scottish Sea Farms Ltd	Bloody Bay	Fallow
Scottish Sea Farms Ltd	Bring head	0.00
Scottish Sea Farms Ltd	Dunstaffnage	Fallow
Scottish Sea Farms Ltd	Eday	Fallow
Scottish Sea Farms Ltd	Fada	0.59
Scottish Sea Farms Ltd	Fishnish (A)	0.70
Scottish Sea Farms Ltd	Fishnish (B)	1.00
Scottish Sea Farms Ltd	Fiunary	1.02
Scottish Sea Farms Ltd	Foreholm	Fallow
Scottish Sea Farms Ltd	Grunna Voe	Fallow
Scottish Sea Farms Ltd	Holms Geo	Farm stocked in Feb.
Scottish Sea Farms Ltd	Kempie Bay	Fallow
Scottish Sea Farms Ltd	Kerrera B (Charlotte Bay)	Fallow
Scottish Sea Farms Ltd	Kishorn A (South)	0.00
Scottish Sea Farms Ltd	Kishorn B (North)	Fallow
Scottish Sea Farms Ltd	Kishorn C (West)	Fallow
Scottish Sea Farms Ltd	Lismore East (Walters)	0.17
Scottish Sea Farms Ltd	Lismore North DS	0.32
Scottish Sea Farms Ltd	Lismore North Pm	Fallow
Scottish Sea Farms Ltd	Lismore West (B)	0.40
Scottish Sea Farms Ltd	Loch Creran (B)	0.00
Scottish Sea Farms Ltd	Loch Spelve (A)	Fallow
Scottish Sea Farms Ltd	Loch Spelve (B)	2.46
Scottish Sea Farms Ltd	Loura Voe	Farm fallowed in Feb.
Scottish Sea Farms Ltd	Mangaster	2.39
Scottish Sea Farms Ltd	Nevis A	Fallow
Scottish Sea Farms Ltd	Nevis B	Fallow
Scottish Sea Farms Ltd	Nevis C	Fallow
Scottish Sea Farms Ltd	Pobie Sukka	Fallow
Scottish Sea Farms Ltd	Puldrite	0.00
Scottish Sea Farms Ltd	Scallastle E	0.69
Scottish Sea Farms Ltd	Scallastle W	0.19
Scottish Sea Farms Ltd	Shapinsay	0.00
Scottish Sea Farms Ltd	Shuna	0.00
Scottish Sea Farms Ltd	Sian Bay	Fallow
Scottish Sea Farms Ltd	Slocka Ronas Voe	0.74
Scottish Sea Farms Ltd	Snaranness	Fallow
Scottish Sea Farms Ltd	Tanera A	0.65

Scottish Sea Farms Ltd	Tanera B	0.38
Scottish Sea Farms Ltd	Teisti Geo	Fallow
Scottish Sea Farms Ltd	The Taing (Lippie Geo)	Fallow
Scottish Sea Farms Ltd	Toyness	0.00
Scottish Sea Farms Ltd	Vidlin	1.77
Scottish Sea Farms Ltd	Westerbister	0.00
Scottish Sea Farms Ltd	Wyre	0.00
Wester Ross Fisheries Ltd	Ardessie A	0.00
Wester Ross Fisheries Ltd	Ardessie B	Fallow
Wester Ross Fisheries Ltd	Ardmair 1	Fallow
Wester Ross Fisheries Ltd	Ardmair 2	0.05
Wester Ross Fisheries Ltd	Corry Farm	0.00

Notes to support the table

Sea lice are adult females, presented as monthly averages (per fish).

Farms count sea lice every week. Figures are reported by calendar month. Therefore some months include five full weeks and some include four full weeks to cover the 52 weeks of the year.

"Fallow" = the farm was fallow or empty throughout the entire reporting month.

"Farm stocked in Feb." = the farm was fallow or empty at the start of the month but was restocked during the month.

"Farm fallowed in Feb." = the farm was stocked at the start of the month but became fallow or empty during that month.

"No count – Harvesting" = fish were being harvested throughout the month. Under such circumstances it is not always possible to record the lice count.

Statistics for February 2018

There are 208 active salmon farms in Scotland.

Of these, 147 (or 71%) were stocked at some point during February 2018.

This means 61 (or 29%) of the active farms were fallow or empty throughout February 2018.