

**Commission on
Parliamentary
Reform**

Your Parliament
Your Voice

Coimisean air
Ath-leasachadh
Pàrlamaideach

Do Phàrlamaid
Do Ghuth

Scottish Parliament
Room CG.07
Edinburgh
EH4 1SY
cpr@parliament.scot
0131 348 6400
2 May 2017

Clare Adamson MSP, Convener
Standards, Procedures and Public Appointments Committee

Dear Convener,

Thank you for inviting myself and fellow Commission member John Finnie MSP to speak with you at your meeting on 20 April 2017 to provide you with an update of the Commission's work.

During the meeting Emma Harper MSP enquired about level of detail we held concerning the locations of people who had provided their views to the Commission.


For the outset of the Commission's work we committed to seeking views from diverse and representative sections of the Scottish public. As we highlighted at the Committee meeting we also proactively sought views from those less likely to engage with the Parliament.

We are extremely grateful for the many people who travelled great distances to attend our events across Scotland. The Commission took great care to record people's views and experiences of the Scottish Parliament on the basis that they were anonymised so as to enable people to speak candidly about their views. We did not therefore seek additional personal information from those who spoke with us.




















We did however invite people who completed our online survey to provide location by Council area should they wish to. A summary of that information has been attached to this letter. We have also published the full analysis of our online survey on our [website](#).












I hope you find this information helpful.

Yours faithfully,



John McCormick
Chair to the Commission on Parliamentary Reform

1	Aberdeen City Council		3.13%	8
2	Aberdeenshire Council		1.95%	5
3	Angus Council		1.56%	4
4	Argyll and Bute Council		4.69%	12
5	Clackmannanshire Council		0.00%	0
6	Dumfries and Galloway Council		5.86%	15
7	Dundee City Council		2.34%	6
8	East Ayrshire Council		0.00%	0
9	East Dunbartonshire Council		1.95%	5
10	East Lothian Council		3.13%	8
11	East Renfrewshire Council		0.39%	1
12	City of Edinburgh Council		23.44%	60
13	Falkirk Council		1.95%	5
14	Fife Council		3.52%	9
15	Glasgow City Council		10.16%	26
16	Highland Council		10.55%	27
17	Inverclyde Council		0.78%	2
18	Midlothian Council		2.73%	7
19	Moray Council		1.95%	5
20	North Ayrshire Council		0.39%	1
21	North Lanarkshire Council		2.34%	6

22	Orkney Islands Council		0.00%	0
23	Perth and Kinross Council		1.56%	4
24	Renfrewshire Council		1.95%	5
25	Scottish Borders Council		4.30%	11
26	Shetland Islands Council		0.00%	0
27	South Ayrshire Council		1.56%	4
28	South Lanarkshire Council		1.56%	4
29	Stirling Council		1.56%	4
30	West Dunbartonshire Council		0.39%	1
31	Western Isles Council (Comhairle nan Eilean Siar)		0.39%	1
32	West Lothian Council		1.95%	5
33	The rest of the United Kingdom		0.78%	2
34	Out with the United Kingdom		1.17%	3